



Monthly Portfolio Statement

53-Orange Township Gen (40084)

Month End (M11 Y2019)

11/01/2019 - 11/30/2019

Dated: 12/02/2019

Locked Down

Table of Contents

Dated: 12/02/2019

| | |
|---|---|
| <u>Holdings Dashboard (Settle Date Accounting) (53-Orange Township Gen (40084))</u> | 1 |
| <u>Holdings Report (Settle Date Accounting) (53-Orange Township Gen (40084))</u> | 3 |

Holdings Dashboard (Settle Date Accounting)

53-Orange Township Gen (40084)

11/01/2019 - 11/30/2019

[Return to Table of Contents](#)

Dated: 12/02/2019

Exposure - Security Type (Settle Date Accounting)

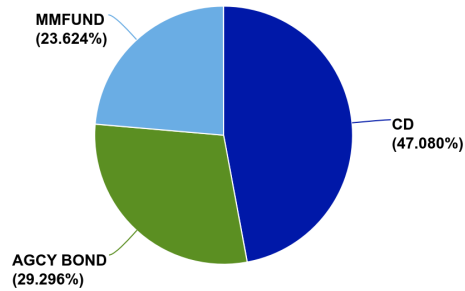


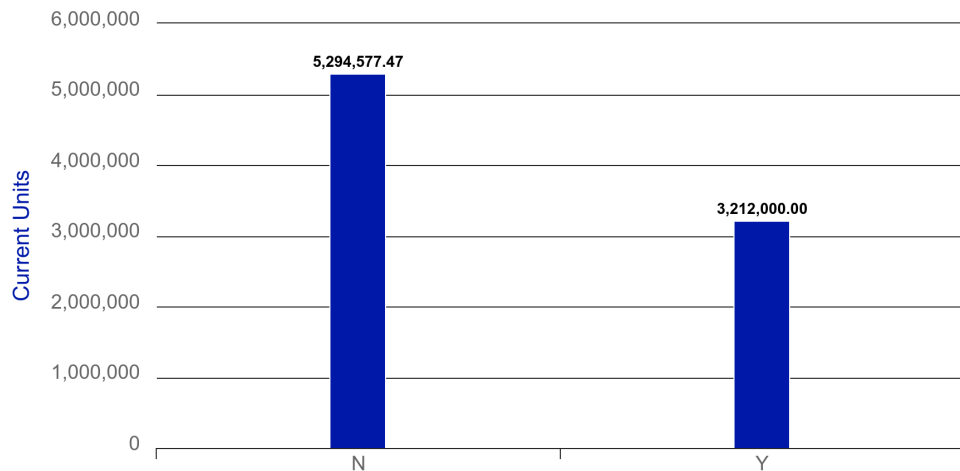
Chart calculated by: % of Market Value + Accrued

Holdings Report (Settle Date Accounting)

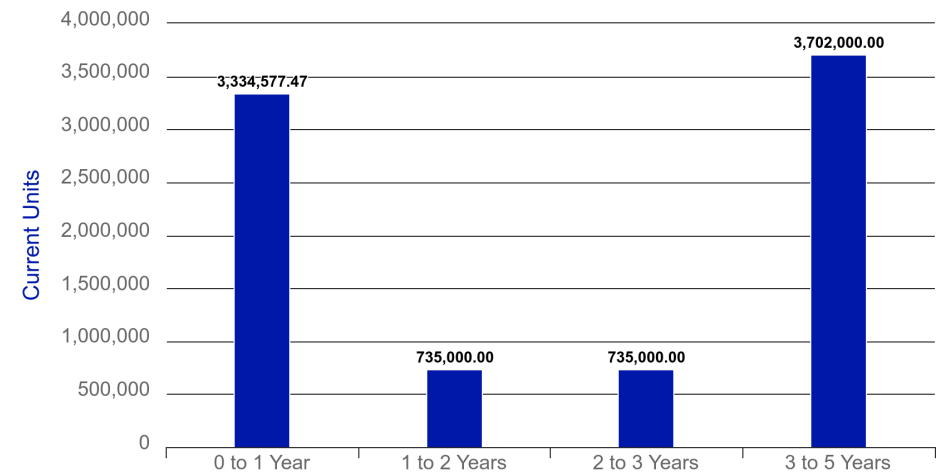
| | Portfolio |
|-----------------------------|--------------|
| Current Units | 8,506,577.47 |
| Duration | 1.307 |
| WAL | 1.985 |
| Current Book Yield | 1.891 |
| Simple Credit Rating | AA |
| Years to Final Maturity | 2.325 |
| Years to Effective Maturity | 1.983 |

Footnotes: 1,2

Callable vs. Noncallable (Settle Date Accounting)



Final Maturity Group (Settle Date Accounting)



Holdings Dashboard (Settle Date Accounting)

53-Orange Township Gen (40084)

11/01/2019 - 11/30/2019

[Return to Table of Contents](#)

Dated: 12/02/2019

1: * Filtered By: Description ≠ "Receivable" and (Settle Date is empty or Settle Date ≤ 11/29/2019) and Description ≠ "Payable". 2: * Weighted by: Market Value + Accrued.

Holdings Report (Settle Date Accounting))

53-Orange Township Gen (40084)

As of 11/30/2019

[Return to Table of Contents](#)

Dated: 12/02/2019

AGCY BOND

| Current Units | Identifier | Description, FDIC Number | Coupon Rate, Final Maturity, Coupon Type | Original Cost | Market Value | Duration | Current Book Yield | Next Call Date | Settle Date |
|---------------------|------------|---|--|---------------------|---------------------|--------------|--------------------|----------------|-------------|
| 2,000,000.00 | 3133EKG42 | FEDERAL FARM CREDIT BANKS FUNDING CORP --- | 1.920 08/28/2023 Fixed | 2,000,000.00 | 1,993,620.00 | 1.547 | 1.912 | 08/28/2020 | 08/28/2019 |
| 500,000.00 | 3134GUF3 | FEDERAL HOME LOAN MORTGAGE CORP --- | 2.000 10/07/2024 Fixed | 500,000.00 | 494,460.00 | 2.712 | 2.000 | 04/07/2020 | 10/07/2019 |
| 2,500,000.00 | --- | --- | 1.936 11/17/2023 Fixed | 2,500,000.00 | 2,488,080.00 | 1.778 | 1.930 | --- | --- |

CD

| Current Units | Identifier | Description, FDIC Number | Coupon Rate, Final Maturity, Coupon Type | Original Cost | Market Value | Duration | Current Book Yield | Next Call Date | Settle Date |
|---------------|------------|--|--|---------------|--------------|----------|--------------------|----------------|-------------|
| 240,000.00 | 465076PW1 | Israel Discount Bank of New York Ltd. 19977 | 2.350 04/17/2020 Fixed | 240,000.00 | 240,672.00 | 0.381 | 2.350 | --- | 04/18/2019 |
| 240,000.00 | 06428FHZ3 | Bank of China New York Branch 33653 | 2.400 04/24/2020 Fixed | 240,000.00 | 240,753.60 | 0.400 | 2.400 | --- | 04/26/2019 |
| 240,000.00 | 949763ZQ2 | Wells Fargo Bank, National Association 3511 | 2.350 05/26/2020 Fixed | 240,000.00 | 240,871.20 | 0.487 | 2.350 | --- | 04/24/2019 |
| 119,000.00 | 05581WZ65 | BMO Harris Bank National Association 16571 | 1.800 09/30/2020 Fixed | 119,000.00 | 119,215.39 | 0.827 | 1.800 | --- | 08/30/2019 |
| 240,000.00 | 46176PKZ7 | Investors Bank 28892 | 2.400 10/27/2020 Fixed | 240,000.00 | 241,780.80 | 0.900 | 2.400 | --- | 04/26/2019 |
| 240,000.00 | 87270LCC5 | TIAA FSB Holdings, Inc. 34775 | 2.400 11/02/2020 Fixed | 240,000.00 | 241,809.60 | 0.916 | 2.400 | --- | 04/30/2019 |
| 245,000.00 | 38149MFD0 | Goldman Sachs Bank USA 33124 | 1.850 08/30/2021 Fixed | 245,000.00 | 245,781.55 | 1.716 | 1.850 | --- | 08/28/2019 |
| 245,000.00 | 14042TCF2 | Capital One Bank (USA), National Association 33954 | 1.750 08/30/2021 Fixed | 245,000.00 | 245,360.15 | 1.714 | 1.750 | --- | 08/28/2019 |
| 245,000.00 | 61760AV89 | Morgan Stanley Private Bank, National Association 34221 | 1.800 08/30/2021 Fixed | 245,000.00 | 245,570.85 | 1.713 | 1.800 | --- | 08/29/2019 |
| 245,000.00 | 7954505K7 | Sallie Mae Bank 58177 | 1.800 11/14/2022 Fixed | 245,000.00 | 244,902.00 | 2.870 | 1.800 | --- | 11/13/2019 |
| 245,000.00 | 33847E2V8 | Flagstar Bank, FSB 32541 | 1.800 11/15/2022 Fixed | 245,000.00 | 244,899.55 | 2.872 | 1.800 | --- | 11/15/2019 |
| 245,000.00 | 48128LKW8 | JPMorgan Chase Bank, National Association 628 | 1.900 11/15/2022 Fixed | 245,000.00 | 245,330.75 | 2.808 | 1.900 | --- | 11/15/2019 |
| 245,000.00 | 828373HN3 | Silvergate Bank 27330 | 2.000 11/29/2023 Fixed | 245,000.00 | 245,269.50 | 0.251 | 2.000 | 02/29/2020 | 11/29/2019 |
| 219,000.00 | 538036GB4 | Live Oak Banking Company 58665 | 1.950 05/15/2024 Fixed | 219,000.00 | 219,335.07 | 0.458 | 1.950 | 05/15/2020 | 11/15/2019 |
| 248,000.00 | 86789VA49 | SunTrust Bank 867 | 2.000 10/29/2024 Fixed | 248,000.00 | 248,424.08 | 0.414 | 2.000 | 04/29/2020 | 10/29/2019 |

Holdings Report (Settle Date Accounting)

53-Orange Township Gen (40084)

As of 11/30/2019

[Return to Table of Contents](#)

Dated: 12/02/2019

| Current Units | Identifier | Description, FDIC Number | Coupon Rate, Final Maturity, Coupon Type | Original Cost | Market Value | Duration | Current Book Yield | Next Call Date | Settle Date |
|---------------------|------------|------------------------------------|---|---------------------|---------------------|--------------|--------------------|----------------|-------------|
| 245,000.00 | 61765QTY5 | Morgan Stanley Bank, N.A. 32992 | 2.200 10/30/2024 Fixed | 245,000.00 | 246,479.80 | 4.467 | 2.200 | --- | 10/30/2019 |
| 245,000.00 | 17294XXP6 | Citibank, N.A. 7213 | 2.050 11/04/2024 Fixed | 245,000.00 | 246,124.55 | 4.559 | 2.050 | --- | 11/04/2019 |
| 3,991,000.00 | --- | --- | 2.054 05/21/2022 Fixed | 3,991,000.00 | 4,002,580.44 | 1.669 | 2.054 | --- | --- |

MMFUND

| Current Units | Identifier | Description, FDIC Number | Coupon Rate, Final Maturity, Coupon Type | Original Cost | Market Value | Duration | Current Book Yield | Next Call Date | Settle Date |
|---------------------|------------------|--|---|---------------------|---------------------|--------------|--------------------|----------------|-------------|
| 2,015,577.47 | 60934N104 | FEDERATED GOVT OBL INST --- | 1.560 11/30/2019 Fixed | 2,015,577.47 | 2,015,577.47 | 0.000 | 1.520 | --- | --- |
| 2,015,577.47 | 60934N104 | FEDERATED GOVT OBL INST --- | 1.560 11/30/2019 Fixed | 2,015,577.47 | 2,015,577.47 | 0.000 | 1.520 | --- | --- |

Summary

| Current Units | Identifier | Description, FDIC Number | Coupon Rate, Final Maturity, Coupon Type | Original Cost | Market Value | Duration | Current Book Yield | Next Call Date | Settle Date |
|---------------------|------------|-----------------------------|---|---------------------|---------------------|--------------|--------------------|----------------|-------------|
| 8,506,577.47 | --- | --- | 1.903 03/28/2022 Fixed | 8,506,577.47 | 8,506,237.91 | 1.307 | 1.891 | --- | --- |

* Grouped by: Security Type. * Groups Sorted by: Security Type. * Filtered By: Description ≠ "Receivable" and (Settle Date is empty or Settle Date ≤ 11/29/2019) and Description ≠ "Payable". * Weighted by: Market Value + Accrued. * Holdings Displayed by: Lot.

Fifth Third Securities is the trade name used by Fifth Third Securities, Inc, member FINRA/SIPC, a registered broker-dealer and registered investment advisor. Registration does not imply a certain level of skill or training.
Securities offered through Fifth Third Securities

Are Not FDIC Insured Offer No Bank Guarantee May Lose Value Are Not Insured by any Federal Governmental Agency Are Not a Deposit

The information contained herein is intended for use by customers of Fifth Third Securities, Inc. and is for informational purposes only and is not investment advice. Reference to any security, fund or asset class herein is not a recommendation to buy, sell, or hold that security, fund or asset class. Fifth Third Securities is not responsible for any investment action you may take as a result of this information or interpretation of this information.