



Monthly Portfolio Statement

53-Orange Township Gen (40084)

Month End (M9 Y2019)

09/01/2019 - 09/30/2019

Dated: 10/02/2019

Locked Down

Table of Contents

Dated: 10/02/2019

<u>Holdings Dashboard (Settle Date Accounting) (53-Orange Township Gen (40084))</u>	1
<u>Holdings Report (Settle Date Accounting) (53-Orange Township Gen (40084))</u>	3

Holdings Dashboard (Settle Date Accounting)

53-Orange Township Gen (40084)

09/01/2019 - 09/30/2019

[Return to Table of Contents](#)

Dated: 10/02/2019

Exposure - Security Type (Settle Date Accounting)

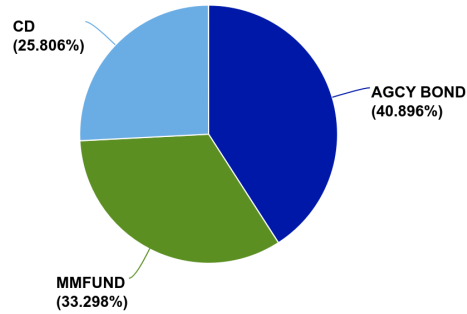


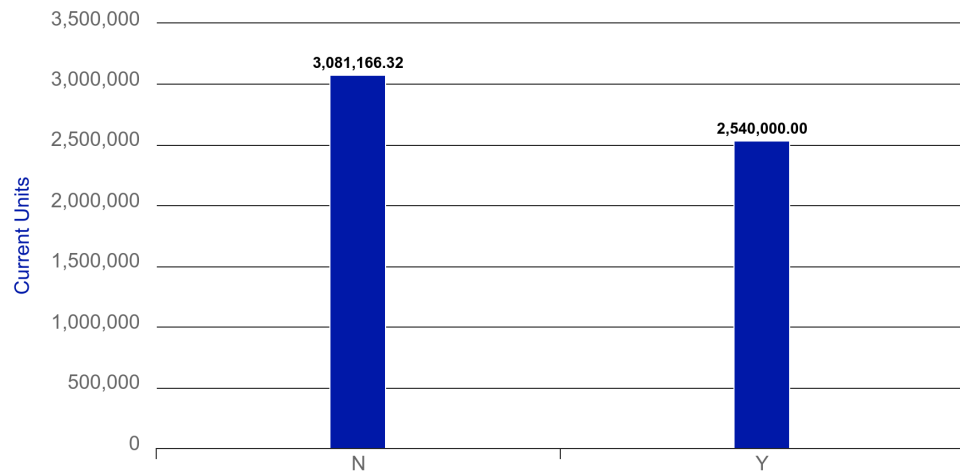
Chart calculated by: % of Market Value + Accrued

Holdings Report (Settle Date Accounting)

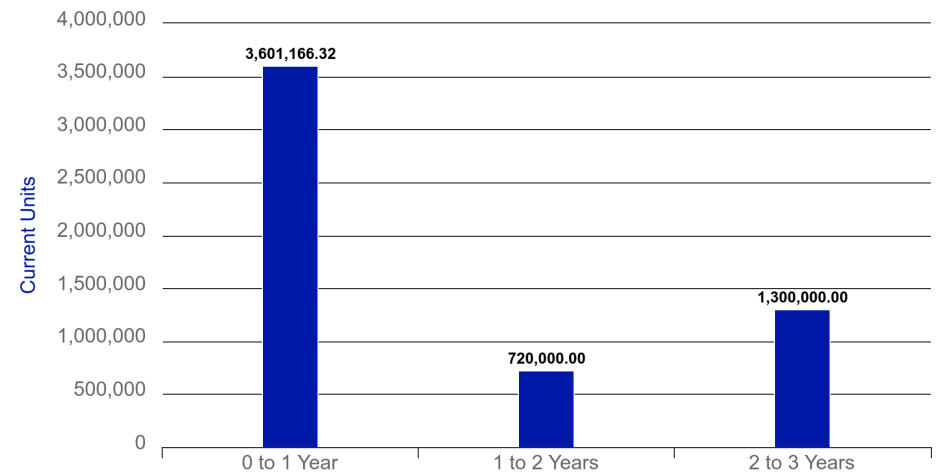
	Portfolio
Current Units	5,621,166.32
Duration	0.311
WAL	0.385
Current Book Yield	2.038
Simple Credit Rating	AA
Years to Final Maturity	0.909
Years to Effective Maturity	0.384

Footnotes: 1,2

Callable vs. Noncallable (Settle Date Accounting)



Final Maturity Group (Settle Date Accounting)



Holdings Dashboard (Settle Date Accounting)

53-Orange Township Gen (40084)

09/01/2019 - 09/30/2019

[Return to Table of Contents](#)

Dated: 10/02/2019

1: * Filtered By: Description ≠ "Receivable" and (Settle Date is empty or Settle Date ≤ 07/31/2019) and Description ≠ "Payable". 2: * Weighted by: Market Value + Accrued.

Holdings Report (Settle Date Accounting))

53-Orange Township Gen (40084)

As of 09/30/2019

[Return to Table of Contents](#)

Dated: 10/02/2019

AGCY BOND

Current Units	Identifier	Description, FDIC Number	Coupon Rate, Final Maturity, Coupon Type	Original Cost	Market Value	Duration	Current Book Yield	Next Call Date	Settle Date
1,000,000.00	3134G96B8	FEDERAL HOME LOAN MORTGAGE CORP ---	2.000 08/24/2020 Step-Up	1,000,000.00	999,450.00	0.455	2.000	11/24/2019	09/13/2016
1,000,000.00	3130A9ZP9	FEDERAL HOME LOAN BANKS ---	2.000 11/23/2021 Step-Up	1,000,000.00	1,000,590.00	0.189	2.000	11/23/2019	11/23/2016
300,000.00	3130ABQD1	FEDERAL HOME LOAN BANKS ---	2.000 07/26/2022 Step-Up	300,000.00	300,162.00	0.108	2.000	10/26/2019	07/26/2017
2,000,000.00	3133EKG42	FEDERAL FARM CREDIT BANKS FUNDING CORP ---	1.920 08/28/2023 Fixed	2,000,000.00	1,999,340.00	1.423	1.912	08/28/2020	08/28/2019
4,300,000.00	---	---	1.963 06/21/2022 ---	4,300,000.00	4,299,542.00	0.818	1.959	---	---

CD

Current Units	Identifier	Description, FDIC Number	Coupon Rate, Final Maturity, Coupon Type	Original Cost	Market Value	Duration	Current Book Yield	Next Call Date	Settle Date
240,000.00	465076PW1	Israel Discount Bank of New York Ltd. 19977	2.350 04/17/2020 Fixed	240,000.00	240,660.00	0.543	2.350	---	04/18/2019
240,000.00	06428FHZ3	Bank of China New York Branch 33653	2.400 04/24/2020 Fixed	240,000.00	240,756.00	0.561	2.400	---	04/26/2019
240,000.00	949763ZQ2	Wells Fargo Bank, National Association 3511	2.350 05/26/2020 Fixed	240,000.00	240,835.20	0.649	2.350	---	04/24/2019
119,000.00	05581WZ65	BMO Harris Bank National Association 16571	1.800 09/30/2020 Fixed	119,000.00	119,000.00	0.988	1.800	---	08/30/2019
240,000.00	46176PKZ7	Investors Bank 28892	2.400 10/27/2020 Fixed	240,000.00	241,524.00	1.050	2.400	---	04/26/2019
240,000.00	48128HTH1	JPMorgan Chase Bank, National Association 628	2.450 10/30/2020 Fixed	240,000.00	240,055.20	0.571	2.450	04/30/2020	04/30/2019
240,000.00	87270LCC5	TIAA FSB Holdings, Inc. 34775	2.400 11/02/2020 Fixed	240,000.00	241,548.00	1.066	2.400	---	04/30/2019
245,000.00	38149MFD0	Goldman Sachs Bank USA 33124	1.850 08/30/2021 Fixed	245,000.00	245,230.30	1.878	1.850	---	08/28/2019
245,000.00	14042TCF2	Capital One Bank (USA), National Association 33954	1.750 08/30/2021 Fixed	245,000.00	244,767.25	1.875	1.750	---	08/28/2019
245,000.00	61760AV89	Morgan Stanley Private Bank, National Association 34221	1.800 08/30/2021 Fixed	245,000.00	244,997.55	1.875	1.800	---	08/29/2019
2,294,000.00	---	---	2.173 12/07/2020 Fixed	2,294,000.00	2,299,373.50	1.115	2.173	---	---

MMFUND

Holdings Report (Settle Date Accounting))

53-Orange Township Gen (40084)

As of 09/30/2019

[Return to Table of Contents](#)

Dated: 10/02/2019

Current Units	Identifier	Description, FDIC Number	Coupon Rate, Final Maturity, Coupon Type	Original Cost	Market Value	Duration	Current Book Yield	Next Call Date	Settle Date
1,881,166.32	60934N104	FEDERATED GOVT OBL INST ---	1.950 09/30/2019 Fixed	1,881,166.32	1,881,166.32	0.000	1.810	---	---
1,881,166.32	60934N104	FEDERATED GOVT OBL INST ---	1.950 09/30/2019 Fixed	1,881,166.32	1,881,166.32	0.000	1.810	---	---

Summary

Current Units	Identifier	Description, FDIC Number	Coupon Rate, Final Maturity, Coupon Type	Original Cost	Market Value	Duration	Current Book Yield	Next Call Date	Settle Date
8,475,166.32	---	---	2.017 06/13/2021 ---	8,475,166.32	8,480,081.82	0.718	1.984	---	---

* Grouped by: Security Type. * Groups Sorted by: Security Type. * Filtered By: Description ≠ "Receivable" and (Settle Date is empty or Settle Date ≤ 10/01/2019) and Description ≠ "Payable". * Weighted by: Market Value + Accrued. * Holdings Displayed by: Lot.

Fifth Third Securities is the trade name used by Fifth Third Securities, Inc, member FINRA/SIPC, a registered broker-dealer and registered investment advisor. Registration does not imply a certain level of skill or training.
Securities offered through Fifth Third Securities

Are Not FDIC Insured Offer No Bank Guarantee May Lose Value Are Not Insured by any Federal Governmental Agency Are Not a Deposit

The information contained herein is intended for use by customers of Fifth Third Securities, Inc. and is for informational purposes only and is not investment advice. Reference to any security, fund or asset class herein is not a recommendation to buy, sell, or hold that security, fund or asset class. Fifth Third Securities is not responsible for any investment action you may take as a result of this information or interpretation of this information.