



Monthly Holdings Statement

53-Orange Township Gen (40084)

Month End (M7 Y2019)

07/01/2019 - 07/31/2019

Dated: 08/02/2019

Locked Down

Table of Contents

Dated: 08/02/2019

<u>Holdings Dashboard (53-Orange Township Gen (40084))</u>	1
<u>Holdings Report (53-Orange Township Gen (40084))</u>	3

Holdings Dashboard

07/01/2019 - 07/31/2019

[Return to Table of Contents](#)

53-Orange Township Gen (40084)

Dated: 08/02/2019

Exposure - Security Type

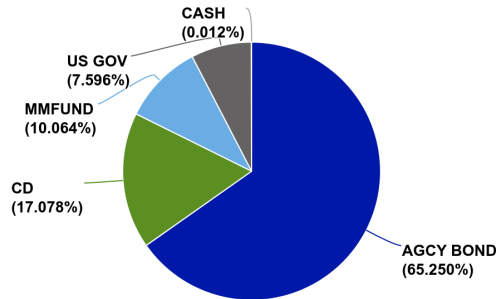


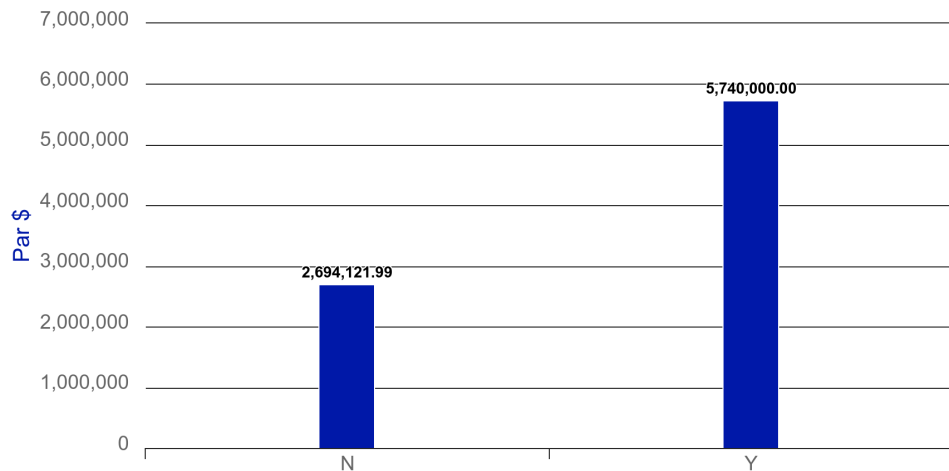
Chart calculated by: % of Base Book Value + Accrued

Holdings Report

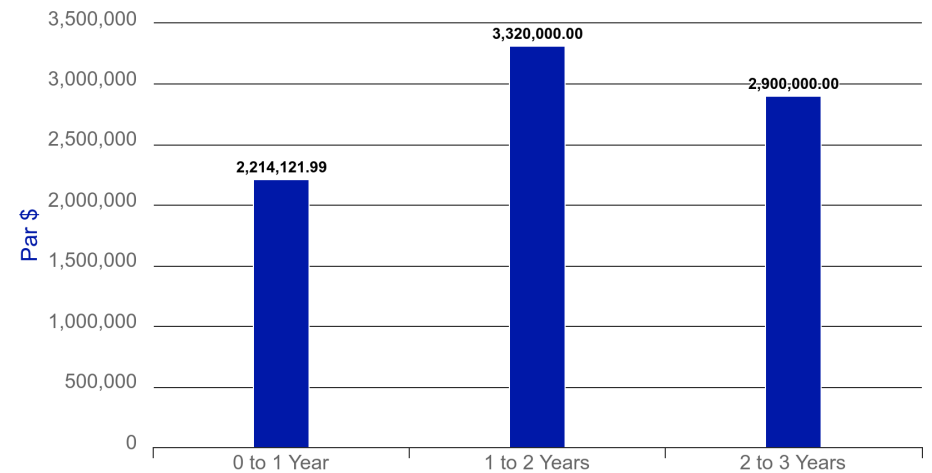
	53-Orange Township Gen
Current Units	8,433,117.41
Duration	0.355
WAL	1.031
Current Book Yield	2.118
Simple Credit Rating	AA+
Years to Final Maturity	1.421
Years to Effective Maturity	1.029

Footnotes: 1,2,3

Callable vs. Noncallable



Final Maturity Group



Holdings Dashboard

07/01/2019 - 07/31/2019

[Return to Table of Contents](#)

53-Orange Township Gen (40084)

Dated: 08/02/2019

1: * Filtered By: (Settle VS As of is empty or Settle VS As of ≤ 0) and Security Type \neq "CASH". 2: * Weighted by: Market Value + Accrued. 3: * Pivoted by: Account.

Holdings Report

As of 07/31/2019

53-Orange Township Gen (40084)

Dated: 08/02/2019

[Return to Table of Contents](#)

AGCY BOND

Current Units	Identifier	Description, FDIC Number	Coupon Rate, Final Maturity, Coupon Type	Original Cost	Market Value	Duration	Current Book Yield	Next Call Date	Settle Date
1,000,000.00	3134G96B8	FEDERAL HOME LOAN MORTGAGE CORP ---	2.000 08/24/2020 Step-Up	1,000,000.00	997,580.00	0.691	2.000	08/24/2019	09/13/2016
1,600,000.00	3130A83A9	FEDERAL HOME LOAN BANKS ---	2.250 05/25/2021 Step-Up	1,600,000.00	1,599,536.00	0.274	2.250	08/25/2019	05/25/2016
1,600,000.00	3130A8VG5	FEDERAL HOME LOAN BANKS ---	1.750 08/24/2021 Step-Up	1,600,000.00	1,599,776.00	0.198	1.750	08/24/2019	08/24/2016
1,000,000.00	3130A9ZP9	FEDERAL HOME LOAN BANKS ---	2.000 11/23/2021 Step-Up	1,000,000.00	1,000,120.00	0.204	2.000	08/23/2019	11/23/2016
300,000.00	3130ABQD1	FEDERAL HOME LOAN BANKS ---	2.000 07/26/2022 Step-Up	300,000.00	300,363.00	0.341	2.000	10/26/2019	07/26/2017
5,500,000.00	---	---	2.000 06/27/2021 Step-Up	5,500,000.00	5,497,375.00	0.318	2.000	---	---

CD

Current Units	Identifier	Description, FDIC Number	Coupon Rate, Final Maturity, Coupon Type	Original Cost	Market Value	Duration	Current Book Yield	Next Call Date	Settle Date
240,000.00	465076PW1	Israel Discount Bank of New York Ltd. 19977	2.350 04/17/2020 Fixed	240,000.00	240,612.00	0.705	2.350	---	04/18/2019
240,000.00	06428FHZ3	Bank of China (New York, NY) 33653	2.400 04/24/2020 Fixed	240,000.00	240,715.20	0.724	2.400	---	04/26/2019
240,000.00	949763ZQ2	Wells Fargo Bank, National Association 3511	2.350 05/26/2020 Fixed	240,000.00	240,717.60	0.813	2.350	---	04/24/2019
240,000.00	46176PKZ7	Investors Bank 28892	2.400 10/27/2020 Fixed	240,000.00	241,149.60	1.215	2.400	---	04/26/2019
240,000.00	48128HHT1	JPMorgan Chase Bank, National Association 628	2.450 10/30/2020 Fixed	240,000.00	240,230.40	0.248	2.450	10/30/2019	04/30/2019
240,000.00	87270LCC5	TIAA FSB Holdings, Inc. 34775	2.400 11/02/2020 Fixed	240,000.00	241,159.20	1.231	2.400	---	04/30/2019
1,440,000.00	---	---	2.392 08/01/2020 Fixed	1,440,000.00	1,444,584.00	0.823	2.392	---	---

MMFUND

Current Units	Identifier	Description, FDIC Number	Coupon Rate, Final Maturity, Coupon Type	Original Cost	Market Value	Duration	Current Book Yield	Next Call Date	Settle Date
853,117.41	60934N104	FEDERATED GOVT OBL INST ---	2.260 07/31/2019 Fixed	853,117.41	853,117.41	0.000	2.200	---	---
853,117.41	60934N104	FEDERATED GOVT OBL INST ---	2.260 07/31/2019 Fixed	853,117.41	853,117.41	0.000	2.200	---	---

Holdings Report

As of 07/31/2019

53-Orange Township Gen (40084)

Dated: 08/02/2019

[Return to Table of Contents](#)

US GOV

Current Units	Identifier	Description, FDIC Number	Coupon Rate, Final Maturity, Coupon Type	Original Cost	Market Value	Duration	Current Book Yield	Next Call Date	Settle Date
525,000.00	912828D80	UNITED STATES TREASURY ---	1.625 08/31/2019 Fixed	520,900.80	524,758.50	0.084	2.413	---	08/31/2018
115,000.00	912828D80	UNITED STATES TREASURY ---	1.625 08/31/2019 Fixed	114,102.08	114,947.10	0.084	2.413	---	08/31/2018
640,000.00	912828D80	UNITED STATES TREASURY ---	1.625 08/31/2019 Fixed	635,002.88	639,705.60	0.084	2.413	---	08/31/2018

Summary

Current Units	Identifier	Description, FDIC Number	Coupon Rate, Final Maturity, Coupon Type	Original Cost	Market Value	Duration	Current Book Yield	Next Call Date	Settle Date
8,433,117.41	---	---	2.065 01/01/2021 ---	8,428,120.29	8,434,782.01	0.355	2.118	---	---

* Grouped by: Security Type. * Groups Sorted by: Security Type. * Filtered By: Security Type ≠ "CASH". * Weighted by: Market Value + Accrued. * Holdings Displayed by: Lot.

Fifth Third Securities is the trade name used by Fifth Third Securities, Inc, member FINRA/SIPC, a registered broker-dealer and registered investment advisor. Registration does not imply a certain level of skill or training.
Securities offered through Fifth Third Securities

Are Not FDIC Insured Offer No Bank Guarantee May Lose Value Are Not Insured by any Federal Governmental Agency Are Not a Deposit

The information contained herein is intended for use by customers of Fifth Third Securities, Inc. and is for informational purposes only and is not investment advice. Reference to any security, fund or asset class herein is not a recommendation to buy, sell, or hold that security, fund or asset class. Fifth Third Securities is not responsible for any investment action you may take as a result of this information or interpretation of this information.